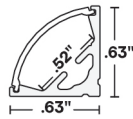





ESSENTIALS ARKA-FLAT (01) RGBW

24VDC Linear Fixtures - Corner & Surface



- Corner and surface mount linear fixture with rounded lens
- Choose from diffused, polar, frosted, or clear lens options for varying diode visibility and beam angles
- Mounting options include stainless steel or plastic clips
- Features painted end caps to match extrusion finish
- Can be suitable for exterior use when specified as wet, contact factory for more information
- Red, Green, and Blue LED paired with a specifiable white LED allow for color changing applications

INFORMATION REQUIRED FOR LIGHTING SCHEDULE

1	2	3	4	5	6
PRODUCT	WATTS/ FT	CCT	RATED	EFFICIENCY	LENS

ADDITIONAL INFORMATION REQUIRED TO ORDER

7	8	9	10	11	12	13	14	15
WIRE INPUT/ OUTPUT	CONNECTOR/ WIRE IN	CONNECTOR/ WIRE OUT	WIRE COLOR	WIRE TYPE	MOUNTING	FINISH	LENGTH (IN)	EXACT/ OPTIMAL

Sample Part Number: **AK1RGBW-6.0-30-DRY-STD-DF-P1-BW-BW-BK-CL2-SST-BK-48"-E**

1 PRODUCT AK1RGBW See following pages for compatible power supplies. AK1RGBW See following pages for compatible power supplies.	2 WATTS/FT 6.0 6.0W/ft 4.0HE 4.0W/ft HE	3 CCT 27 RGBW-2700K 30 RGBW-3000K 27 RGBW-2700K 30 RGBW-3000K 35 RGBW-3500K 40 RGBW-4000K	4 RATED DRY IP20 DMP IP54 DRY IP20 DMP IP54 WET IP67 Can be suitable for exterior use, contact factory for more information	5 EFFICIENCY STD Standard WO White Optics WhiteOptics - Internal coating, greater lumen output	6 LENS DF Diffused PR Polar FR Frosted CL Clear Clear Lens is not available for RGBW-HE. For representation of LED visibility, see Diode Visibility section on following pages. For beam angles, see Photometric Performance section on following pages
7 WIRE INPUT/OUTPUT SINGLE (Input only) S1 End Feed PASS THROUGH (Input/output) P1 End Feed	8 CONNECTOR/WIRE IN BW Bare Wire (Standard 24") CON6 Connector 6" CON24 Connector 24" BW Bare Wire (Standard 24") CON6 Connector 6" CON24 Connector 24"	9 CONNECTOR/WIRE OUT CLS Closed End (No feed) BW Bare Wire (Standard 24") CON6 Connector 6" CON24 Connector 24"	10 WIRE COLOR WH White BK Black		
11 WIRE TYPE CL2 Class 2 CL2P Plenum Rated CL2P only available with bare wire leads (BW)	12 MOUNTING SST Stainless Steel PL Plastic Clip	13 FINISH ST Satin BK Black BZ Bronze CU Custom Custom finishes require a longer lead time, consult factory	14 LENGTH (IN) Minimum length is 12", maximum length is 98" not including end caps. Contact us for lengths under 12".	15 EXACT/OPTIMAL O Optimal Illumination E Exact Specified Length Exact fixtures match the exact length you specify, but they may have dim spots at the ends. Optimal fixtures are slightly shorter than the length specified, but provide full illumination from end to end. See Exact/Optimal Fixture Length charts.	

BW: Standard length is 24", Max length is 120". Request custom length by writing in part number next to BW (example: BW48)

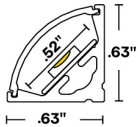
BW: Standard length is 24", Max length is 120". Request custom length by writing in part number next to BW (example: BW48)



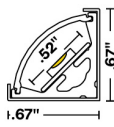
ESSENTIALS ARKA-FLAT (01) RGBW

24VDC Linear Fixtures - Corner & Surface

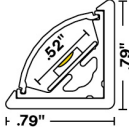
1 PRODUCT - DIMENSIONS



Profile



Profile with stainless steel mounting clip



Profile with plastic mounting clip

2 DELIVERED LUMENS

[Calculated L70 = 51000 hrs]
Tested with AKIRGBW-**-30-DRY-STD

	6.0 W/FT								4.0HE W/FT							
	Red		Green		Blue		3000K		Red		Green		Blue		3000K	
	LM/FT	WAVELENGTH	LM/FT	WAVELENGTH	LM/FT	WAVELENGTH	LM/FT	CRI	LM/FT	WAVELENGTH	LM/FT	WAVELENGTH	LM/FT	WAVELENGTH	LM/FT	CRI
CL	40	631	107	513	32	464	136	93	35	629	133	516	29	465	82	97
FR	39	631	103	513	31	464	132	93	34	629	129	516	28	465	79	97
PR	38	631	102	513	31	464	130	93	33	629	126	516	27	465	78	97
DF	35	631	93	513	28	464	118	93	30	629	115	516	25	465	71	97

[Calculated L70 = 51000 hrs]
Tested with AKIRGBW-**-30-DRY-WO

	6.0 W/FT								4.0HE W/FT							
	Red		Green		Blue		3000K		Red		Green		Blue		3000K	
	LM/FT	WAVELENGTH	LM/FT	WAVELENGTH	LM/FT	WAVELENGTH	LM/FT	CRI	LM/FT	WAVELENGTH	LM/FT	WAVELENGTH	LM/FT	WAVELENGTH	LM/FT	CRI
CL	41	631	111	513	33	464	141	93	36	629	138	516	30	465	85	97
FR	41	631	109	513	33	464	140	93	36	629	136	516	29	465	84	97
PR	40	631	106	513	32	464	135	93	34	629	132	516	28	465	81	97
DF	37	631	98	513	30	464	126	93	32	629	122	516	26	465	75	97

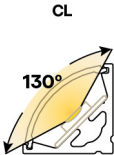
6 DIODE VISIBILITY



- DF - Diffused lens
- PR - Polar lens
- FR - Frosted lens
- CL - Clear lens

PHOTOMETRIC PERFORMANCE

Nominal beam spread shown, beam spread varies based on light engine. For more detailed information, see photometric data.



Clear 130°



ESSENTIALS ARKA-FLAT (01) RGBW

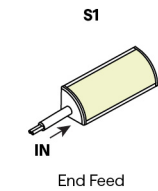
24VDC Linear Fixtures - Corner & Surface

TEMPERATURE RATINGS

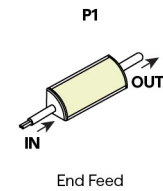
		6.0 W/FT		4.0 HE W/FT	
		Min	Max	Min	Max
DRY	Ambient Operating Temp - Surface	-4°F	115°F	-4°F	130°F
DMP	Ambient Operating Temp - Surface	-4°F	110°F	-4°F	125°F
WET	Ambient Operating Temp - Surface	**	**	-4°F	125°F

7 WIRE INPUT/OUTPUT

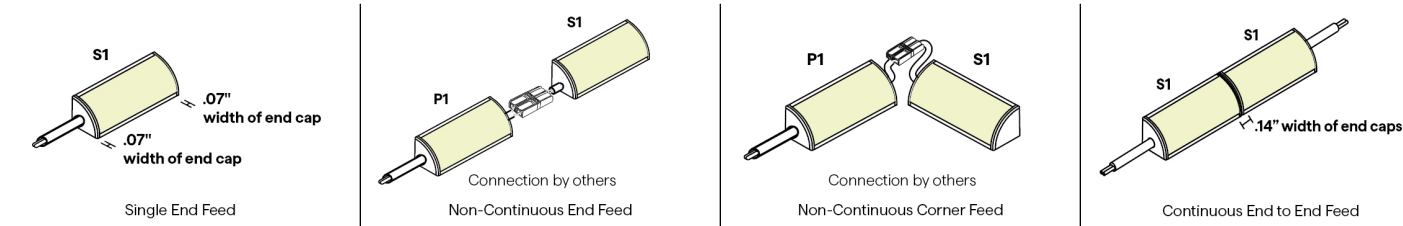
SINGLE (Input only)



PASS THROUGH (Input/Output)

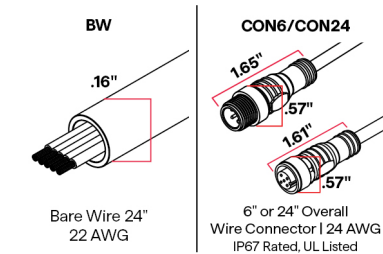


CONFIGURATION OPTIONS



8 / 9 CONNECTOR/WIRE – IN/OUT

Connector/Wire In or Out not needed to specify product. Standard configuration is BW for Wire In and CLS for Wire out



10 WIRE COLOR





ESSENTIALS ARKA-FLAT (01) RGBW

24VDC Linear Fixtures - Corner & Surface

12 MOUNTING

SST

Stainless Steel Clip

2 clips provided for 4' or less; 4 clips provided for greater than 4'

To order separately use SST-03

Each clip comes with a #4 x 5/8" Flat Head SS

PL

Plastic Clip

2 clips provided for 4' or less; 4 clips provided for greater than 4'

To order separately use PLC-02

Each clip comes with a #4 x 5/8" Flat Head SS

13 FINISH

Satin

Black


Bronze

Custom finishes require a longer lead time, consult factory

14 EXACT/OPTIMAL FIXTURE LENGTH


[E/O Length Calculator →](#) [E/O Explained →](#)

Exact fixtures are the exact length specified. Optimal fixtures' length is rounded down based on LED cut points to allow the fixture to be illuminated end to end. For runs with multiple fixtures that need to fill a specific length, it's recommended to order all optimal fixtures with an exact fixture at the end of the run.

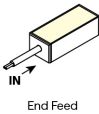
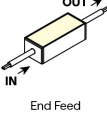


RGBW-HE DRY DMP LENGTHS BY INCH

EXACT LENGTH

Requested Length	Potential dim spot on either end of a S1 fixture
	
12"	1"
13"	0.5"
14"	1"
15"	0.5"
16"	1"
17"	0.5"
18"	1"
19"	0.5"
20"	1"
21"	0.5"
22"	1"
23"	0.5"
24"	1"
36"	1"
48"	1"
60"	1"
72"	1"
84"	1"
96"	1"

OPTIMAL LENGTH

Requested Nominal Length	S1	P1
		
12"	11.49"	11.14"
13"	12.49"	12.14"
14"	13.49"	13.14"
15"	14.49"	14.14"
16"	15.49"	15.14"
17"	16.49"	16.14"
18"	17.49"	17.14"
19"	18.49"	18.14"
20"	19.49"	19.14"
21"	20.49"	20.14"
22"	21.49"	21.14"
23"	22.49"	22.14"
24"	23.49"	23.14"
36"	35.49"	35.14"
48"	47.49"	47.14"
60"	59.49"	59.14"
72"	71.49"	71.14"
84"	83.49"	83.14"
96"	95.49"	95.14"



ESSENTIALS ARKA-FLAT (01) RGBW



24VDC Linear Fixtures - Corner & Surface

RGBW-HE WET LENGTHS BY INCH

EXACT LENGTH

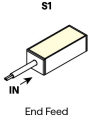
Requested Length	Potential dim spot on either end of a S1 fixture
	
12"	1"
13"	0.5"
14"	1"
15"	0.5"
16"	1"
17"	0.5"
18"	1"
19"	0.5"
20"	1"
21"	0.5"
22"	1"
23"	0.5"
24"	1"
36"	1"
48"	1"
60"	1"
72"	1"
84"	1"
96"	1"

OPTIMAL LENGTH

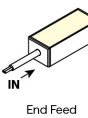
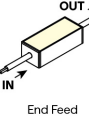
Requested Nominal Length	S1	P1
		
12"	11.34"	10.94"
13"	12.34"	11.94"
14"	13.34"	12.94"
15"	14.34"	13.94"
16"	15.34"	14.94"
17"	16.34"	15.94"
18"	17.34"	16.94"
19"	18.34"	17.94"
20"	19.34"	18.94"
21"	20.34"	19.94"
22"	21.34"	20.94"
23"	22.34"	21.94"
24"	23.34"	22.94"
36"	35.34"	34.94"
48"	47.34"	46.94"
60"	59.34"	58.94"
72"	71.34"	70.94"
84"	83.34"	82.94"
96"	95.34"	94.94"

RGBW DRY DMP LENGTHS BY INCH

EXACT LENGTH

Requested Length	Potential dim spot on either end of a S1 fixture
	
12"	2"
13"	0.5"
14"	1"
15"	1.5"
16"	2"
17"	0.5"
18"	1"
19"	1.5"
20"	2"
21"	0.5"
22"	1"
23"	1.5"
24"	2"
36"	2"
48"	2"
60"	2"
72"	2"
84"	2"
96"	2"

OPTIMAL LENGTH

Requested Nominal Length	S1	P1
		
12"	11.49"	11.14"
13"	12.49"	12.14"
14"	13.49"	13.14"
15"	14.49"	14.14"
16"	15.49"	15.14"
17"	16.49"	16.14"
18"	17.49"	17.14"
19"	18.49"	18.14"
20"	19.49"	19.14"
21"	20.49"	20.14"
22"	21.49"	21.14"
23"	22.49"	22.14"
24"	23.49"	23.14"
36"	35.49"	35.14"
48"	47.49"	47.14"
60"	59.49"	59.14"
72"	71.49"	71.14"
84"	83.49"	83.14"
96"	95.49"	95.14"



ESSENTIALS ARKA-FLAT (01) RGBW

24VDC Linear Fixtures - Corner & Surface

COMPATIBLE POWER SUPPLIES


See power supplies cut sheets for more information. Data subject to change, all data has +/- 5% tolerance.

DIM TO LEVEL	INDOOR	OUTDOOR
	RGBW, RGBW-HE	RGBW, RGBW-HE
0.1%	QT-CAB-eLED+DALI-DT8 QT-CAB-eLED+DMX QTM-eLED+DALI-DT8 QTM-eLED+DMX QZ-DMX	Q-SET-QZ-DMX QOM-eLED+DALI-DT8 QOM-eLED+DMX QOM-eLED+PS-DALI-DT8 QZ-DMX
1%	QZ-DALI-DT8	Q-SET+QZ-DALI-DT8 QZ-DALI-DT8
10%	Non-Dim Power Supply with RGBW App Dongle	

DIMMING PROTOCOL	INDOOR	OUTDOOR
	RGBW, RGBW-HE	RGBW, RGBW-HE
DMX	QTM-eLED+DMX QZ-DMX	Q-SET-QZ-DMX QOM-eLED+DMX QZ-DMX
DALI-2: DT8	QT-CAB-eLED+DALI-DT8 QTM-eLED+DALI-DT8 QZ-DALI-DT8	Q-SET+QZ-DALI-DT8 QOM-eLED+DALI-DT8 QZ-DALI-DT8
SCENE App Dimmed	Non-Dim Power Supply with RGBW App Dongle	

COMPATIBLE MOUNTING ACCESSORIES


HINGE - HMB-M



1.41"
.71"

Adjustable mounting bracket - Medium


HINGE - HMB-L



1.46"
1.29"

Adjustable mounting bracket - Large


HINGE - HMB-XL



4"
1.46"

Adjustable mounting bracket - XLarge


Q-PIVOT



.75"
1.03"

Small mounting accessory


Q-ANGLE



2.23"
1.38"


Adjustable mounting accessory

QUOVA-STANDARD




QUOVA Knife Edge

VHB




Double sided mounting tape

SD-J-LARGE




J Mounting Bracket

NL-LARGE




L Mounting Bracket

NJ-MEDIUM



J Mounting Bracket


SD-L-MEDIUM



L Mounting Bracket

COMPATIBLE WIRING ACCESSORIES

Q-mini-J5



2.80"
2.27"

UL Listed, miniature junction box, DRY/DMP (WET rated with silicone)



ESSENTIALS ARKA-FLAT (01) RGBW

24VDC Linear Fixtures - Corner & Surface

COMPATIBLE CONTROL ACCESSORIES

SCENE APP DONGLE



Wi-Fi or Bluetooth
Connectivity

COMPATIBLE APPS

NFC APP



Read and write
DMX addresses and
adjust voltage